

# PERCENT DECIMAL AND FRACTION CONVERSIONS

FRACTION



PERCENT

PERCENT



DECIMAL

Move the decimal point two places to the left.  
(divide by 100)

$$48\% \rightarrow 48 \rightarrow 0.48$$

OPTION 1

1. Multiply to get a denominator of 100.  
(Multiply the numerator and the denominator by the same number)
2. Then, the new numerator is the %.

$$\frac{1}{5} \rightarrow \frac{1 \times 20}{5 \times 20} \rightarrow \frac{20}{100} \rightarrow 20\%$$

OPTION 2

1. Divide the numerator by the denominator.
2. Change decimal to a percent.  
(Move decimal point 2 places to the right)

$$\frac{1}{5} \rightarrow 5 \overline{)1.0} \rightarrow 0.20 \rightarrow 20\%$$

FRACTION



DECIMAL

Divide the numerator by the denominator to get a decimal.

$$\frac{3}{8} \rightarrow 8 \overline{)3.000} \rightarrow 0.375$$

DECIMAL



PERCENT

Move the decimal point two places to the right.  
(multiply by 100)

$$0.7 \rightarrow 0.70 \rightarrow 70\%$$

PERCENT



FRACTION

1. Put the percent over 100 and drop the % sign.
2. Reduce fraction to simplest form.

$$25\% \rightarrow \frac{25}{100} \rightarrow \frac{1}{4}$$

DECIMAL



FRACTION

1. Use the place value of the decimal to write the denominator of the fraction.  
(tenths=10, hundredths=100, etc.)
2. The \*s to the right of the decimal point are the numerator.
3. Reduce the fraction to simplest form.

$$0.06 \rightarrow \frac{6}{100} \rightarrow \frac{3}{50}$$

MY MATH RESOURCES

BY AMY HARRISON

# BULLETIN BOARD PIECES:

PERCENT



DECIMAL

Move the decimal point two places to the left.  
(divide by 100)

$$48\% \rightarrow 48 \rightarrow 0.48$$

$$30\% \rightarrow 30 \rightarrow 0.3$$

$$5\% \rightarrow 05 \rightarrow 0.05$$

DECIMAL



PERCENT

Move the decimal point two places to the right.  
(multiply by 100)

$$0.23 \rightarrow 0.23 \rightarrow 23\%$$

$$0.7 \rightarrow 0.70 \rightarrow 70\%$$

$$0.03 \rightarrow 0.03 \rightarrow 3\%$$

PERCENT



FRACTION

1. Put the percent over 100 and drop the % sign.
2. Reduce fraction to simplest form.

$$25\% \rightarrow \frac{25 \div 25}{100 \div 25} \rightarrow \frac{1}{4}$$

$$8\% \rightarrow \frac{8 \div 4}{100 \div 4} \rightarrow \frac{2}{25}$$

$$10\% \rightarrow \frac{10 \div 10}{100 \div 10} \rightarrow \frac{1}{10}$$

TITLES

WORDS

EXAMPLES

# FRACTION



# PERCENT

1. Multiply to get a denominator of 100.

(Multiply the numerator and the denominator by the same number)

2. Then, the new numerator is the %.

$$\frac{1}{5} \rightarrow \frac{1 \times 20}{5 \times 20} \rightarrow \frac{20}{100} \rightarrow 20\%$$

$$\frac{9}{10} \rightarrow \frac{9 \times 10}{10 \times 10} \rightarrow \frac{90}{100} \rightarrow 90\%$$

$$\frac{3}{4} \rightarrow \frac{3 \times 25}{4 \times 25} \rightarrow \frac{75}{100} \rightarrow 75\%$$

# OPTION 1

# OPTION 2

1. Divide the numerator by the denominator.

2. Change decimal to a percent.

(Move decimal point two places to the right)

$$\frac{1}{5} \rightarrow 5 \overline{)1.0} \rightarrow 0.20 \rightarrow 20\%$$

$$\frac{5}{8} \rightarrow 8 \overline{)5.000} \rightarrow 62.5\%$$

$$\frac{2}{3} \rightarrow 3 \overline{)2.0} \rightarrow 0.6\overline{6} \rightarrow 66.\overline{6}\%$$

MY  
MATH  
RESOURCES

BY AMY  
HARRISON

Divide the numerator by the denominator to get a decimal.

# FRACTION



# DECIMAL

$$\frac{5}{6} \rightarrow 6 \overline{)5.00} \rightarrow 0.8\overline{3}$$

$$\frac{1}{4} \rightarrow 4 \overline{)1.00} \rightarrow 0.25$$

$$\frac{3}{8} \rightarrow 8 \overline{)3.000} \rightarrow 0.375$$

# DECIMAL



# FRACTION

1. Use the place value of the decimal to write the denominator of the fraction.

(tenths = 10, hundredths = 100, etc.)

2. The #s to the right of the decimal point are the numerator.

3. Reduce the fraction to simplest form.

$$0.06 \rightarrow \frac{6 \div 2}{100 \div 2} \rightarrow \frac{3}{50}$$

$$0.35 \rightarrow \frac{35 \div 5}{100 \div 5} \rightarrow \frac{7}{20}$$

$$0.8 \rightarrow \frac{8 \div 2}{10 \div 2} \rightarrow \frac{4}{5}$$

# PERCENT DECIMAL AND FRACTION CONVERSIONS

PERCENT  
↓  
DECIMAL

Move the decimal point two places to the left.

FRACTION  
↓  
PERCENT

OPTION 1

1. Multiply to get a denominator of 100.  
(Multiply the numerator and the denominator by the same number)
2. Then, the new numerator is the %.

OPTION 2

1. Divide the numerator by the denominator.
  2. Change decimal to a percent.  
(Move decimal point 2 places to the right)
- $1 \frac{0.2}{50} \rightarrow 0.20 \rightarrow 20\%$

FRACTION  
↓  
DECIMAL

Divide the numerator by the denominator.

MY MATH RESOURCES  
BY AMY HARRISON

TITLE  
OPTION:

PERCE  
NTFRA

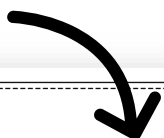
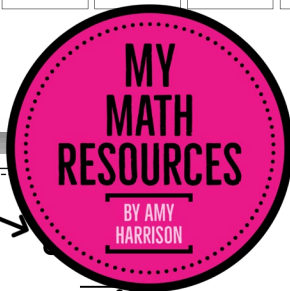
CTION  
ANDDE



examples  
w/ long  
division  
shown:

CIMAL  
CONVE

RSION  
S!?,.



$$\frac{1}{5} \rightarrow 5 \overline{)1.0} \rightarrow 0.20 \rightarrow 20\%$$

$$\frac{1}{5} \rightarrow 5 \overline{)1.0} \rightarrow 0.20 \rightarrow 20\%$$

$$\frac{5}{8} \rightarrow 8 \overline{)5.000} \rightarrow 0.625$$

$$\frac{5}{8} \rightarrow 8 \overline{)5.000} \rightarrow 0.625$$

$$\frac{2}{3} \rightarrow 3 \overline{)2.0} \rightarrow 0.66\bar{6} \rightarrow 66.\bar{6}\%$$

$$\frac{2}{3} \rightarrow 3 \overline{)2.0} \rightarrow 0.66\bar{6} \rightarrow 66.\bar{6}\%$$

$$\frac{5}{6} \rightarrow 6 \overline{)5.00} \rightarrow 0.8\bar{3}$$

$$\frac{5}{6} \rightarrow 6 \overline{)5.00} \rightarrow 0.8\bar{3}$$

$$\frac{1}{4} \rightarrow 4 \overline{)1.00} \rightarrow 0.25$$

$$\frac{1}{4} \rightarrow 4 \overline{)1.00} \rightarrow 0.25$$

$$\frac{3}{8} \rightarrow 8 \overline{)3.000} \rightarrow 0.375$$

$$\frac{3}{8} \rightarrow 8 \overline{)3.000} \rightarrow 0.375$$

Date \_\_\_\_\_ Name \_\_\_\_\_

## PERCENT, DECIMAL & FRACTION CONVERSIONS

<b>PERCENT</b> ↓ <b>DECIMAL</b>	Move the decimal point two places to the left. (divide by 100)	48% $\begin{array}{r} \overline{)48} \\ 0.48 \end{array}$
<b>DECIMAL</b> ↓ <b>PERCENT</b>	Move the decimal point two places to the right. (multiply by 100)	0.3 $\begin{array}{r} \overline{)0.30} \\ 30\% \end{array}$
<b>PERCENT</b> ↓ <b>FRACTION</b>	1. Put the percent over 100 and drop % sign. 2. Reduce the fraction to its simplest form.	8% $\begin{array}{r} 8 \div 4 \\ 100 \div 4 \\ \hline \frac{2}{25} \end{array}$
<b>PERCENT</b> ↓ <b>FRACTION</b>	Option 1 1. Multiply to get a denominator of 100. (Multiply the numerator and the denominator by the same number) 2. Simplify the fraction.	$\begin{array}{r} 5 \overline{)1 \times 20} \\ \underline{100} \\ 20 \\ 100\% \end{array}$
<b>PERCENT</b> ↓ <b>DECIMAL</b>	Option 2 1. Divide the numerator by the denominator. 2. Change the decimal to a percent. (Move decimal point 2 places to the right)	$\begin{array}{r} 5 \overline{)1.0} \\ \underline{-10} \\ 0 \end{array}$ $\begin{array}{r} 0.20 \\ \hline 20\% \end{array}$
<b>FRACTION</b> ↓ <b>DECIMAL</b>	Divide the numerator by the denominator to get a decimal.	$\begin{array}{r} \frac{2}{3} \\ 3 \overline{)2.0} \\ \underline{-18} \\ 2 \end{array}$ $\begin{array}{r} 0.\overline{6} \\ \hline 0.\overline{6} \end{array}$
<b>DECIMAL</b> ↓ <b>FRACTION</b>	1. Use the place value of the decimal to write the fraction. (Example: 0.06 = $\frac{6}{100}$ , etc.) 2. The numerator is the decimal point. 3. Reduce the fraction to its simplest form.	0.06 $\begin{array}{r} 6 \div 2 \\ 100 \div 2 \\ \hline \frac{3}{50} \end{array}$

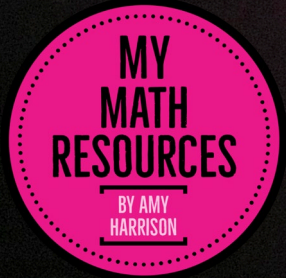
CORRESPONDING  
HANDOUT OPTION:

MY  
MATH  
RESOURCES

BY AMY  
HARRISON

Date \_\_\_\_\_ Name \_\_\_\_\_  
**PERCENT, DECIMAL & FRACTION CONVERSIONS**

<b>PERCENT</b> ↓ <b>DECIMAL</b>	Move the decimal point two places to the left. (divide by 100)	48% $\overline{)48}$ 0.48
<b>DECIMAL</b> ↓ <b>PERCENT</b>	Move the decimal point two places to the right. (multiply by 100)	0.3 $0.\underline{30}$ 30%
<b>PERCENT</b> ↓ <b>FRACTION</b>	1. Put the percent over 100 and drop % sign. 2. Reduce the fraction to simplest form.	8% $\frac{8}{100} \div 4 = \frac{2}{25}$
<b>Option 1</b> <b>FRACTION</b> ↓ <b>PERCENT</b>	1. Multiply to get a denominator of 100. <small>(Multiply the numerator and the denominator by the same number)</small> 2. Then, the new numerator is the %.	$\frac{1}{5} \times \frac{20}{20} = \frac{20}{100}$ 20%
<b>Option 2</b> <b>FRACTION</b> ↓ <b>PERCENT</b>	1. Divide the numerator by the denominator. 2. Change the decimal to a percent. <small>(Move decimal point 2 places to the right)</small>	$\frac{1}{5} = 5 \overline{)1.0} = 0.\underline{20}$ 20%
<b>FRACTION</b> ↓ <b>DECIMAL</b>	Divide the numerator by the denominator to get a decimal.	$\frac{2}{3} = 3 \overline{)2.0} = 0.\underline{6}$
<b>DECIMAL</b> ↓ <b>FRACTION</b>	1. Use the place value of the decimal to write the denominator of the fraction. <small>Example: tenths = 10, hundredths = 100, etc.</small> 2. The numbers to the right of the decimal point are the numerator. 3. Reduce the fraction to simplest form.	0.06 $\frac{6}{100} \div 2 = \frac{3}{50}$



Date \_\_\_\_\_ Name \_\_\_\_\_  
**PERCENT, DECIMAL & FRACTION CONVERSIONS**

PERCENT ↓ DECIMAL		48%
DECIMAL ↓ PERCENT		0.3
PERCENT ↓ FRACTION		8%

Option 1  
 FRACTION  
 ↓  
 PERCENT

Option 2  
 FRACTION  
 ↓  
 DECIMAL

DECIMAL  
 ↓  
 FRACTION

Option 1	1. Multiply to get a denominator of 100. (Multiply the denominator)
FRACTION ↓ PERCENT	2. Then, the new number is the %.
Option 2	1. Divide the numerator by the denominator.
FRACTION ↓ DECIMAL	2. Change the decimal to a percent. (Move decimal two places to the right.)
DECIMAL ↓ FRACTION	Divide the numerator by the denominator to get a decimal.
	1. Use the place value of the decimal to write the denominator of the fraction. Example: tenths = 10, hundredths = 100, etc.
	2. The numbers to the right of the decimal point are the numerator.
	3. Reduce the fraction to simplest form.

Date \_\_\_\_\_ Name \_\_\_\_\_  
**PERCENT, DECIMAL & FRACTION CONVERSIONS**

PERCENT ↓ DECIMAL	Move the decimal point two places to the left.	48%
-------------------------	--	-----

Date \_\_\_\_\_ Name \_\_\_\_\_  
**PERCENT, DECIMAL & FRACTION CONVERSIONS**

PERCENT ↓ DECIMAL		48%
DECIMAL ↓ PERCENT		0.3
PERCENT ↓ FRACTION		8%

Option 1		
FRACTION ↓ PERCENT		
Option 2		
FRACTION ↓ DECIMAL		
DECIMAL ↓ FRACTION		

$\frac{1}{5} \times \frac{20}{20} = \frac{20}{100}$  20%

$\frac{0.2}{5 \overline{)1.0}}$  0.20

$\frac{0.20}{-10}$  20%

$\frac{0.06}{100 \div 2}$  0.06

$\frac{3}{50}$

**AND MATCHING WORKSHEET OPTIONS:**

