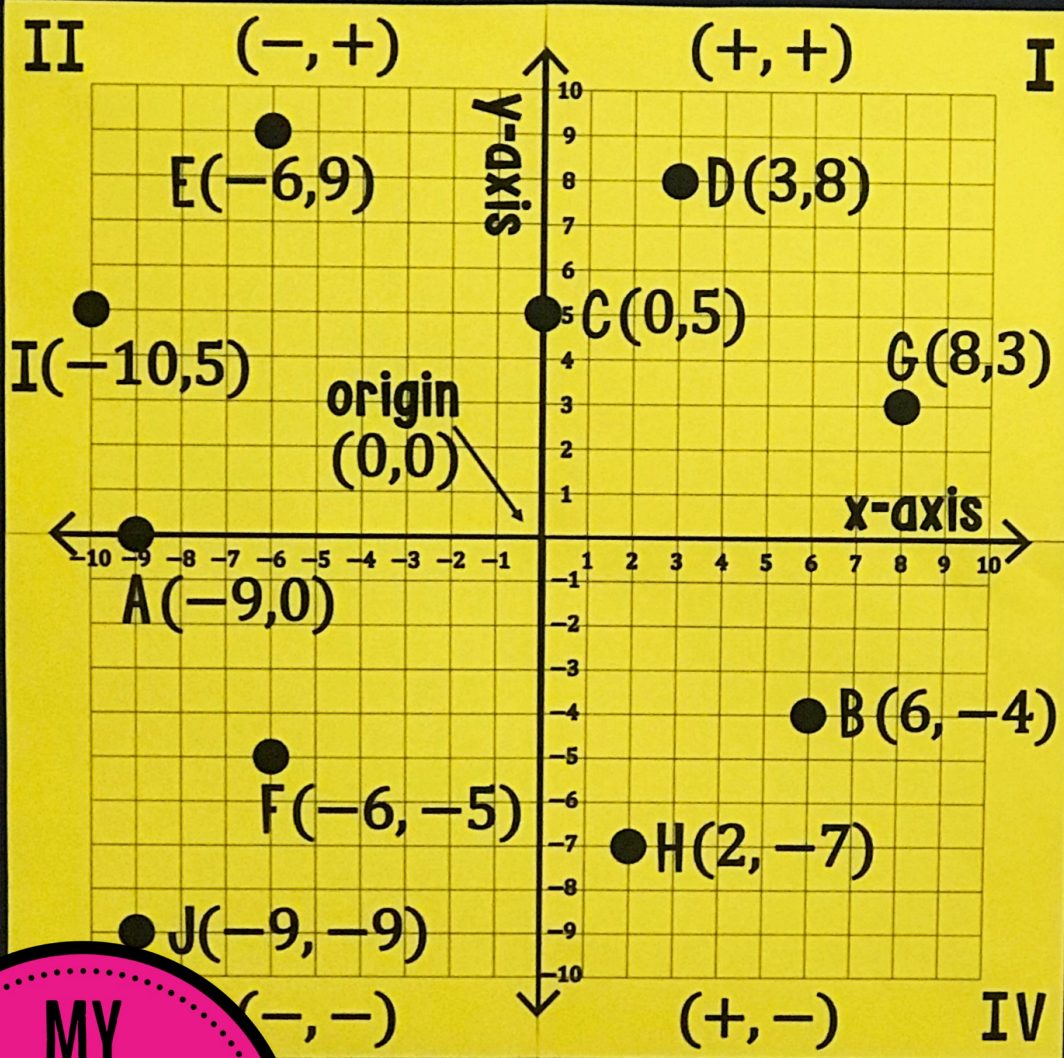



COORDINATE PLANE



(x, y)

FIRST MOVE



LEFT or RIGHT

THEN MOVE

UP or DOWN


MY
MATH
RESOURCES

BY AMY
HARRISON

THE COORDINATE PLANE

Name Amy H.

The Coordinate Plane



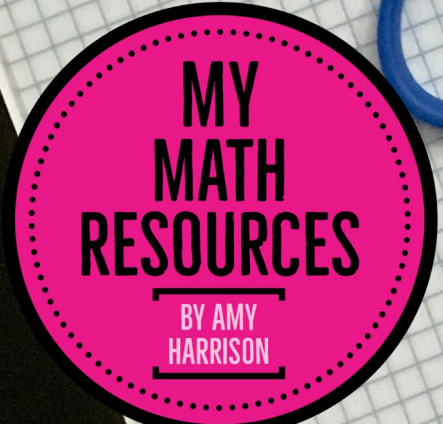
- Points
- A(-9, 0)
x-axis
 - B(6, -4)
IV
 - C(0, 5)
y-axis
 - D(3, 8)
QI
 - E(-6, 9)
QII
 - F(-6, -5)
QIII
 - G(8, 3)
QI
 - H(2, -7)
QIV
 - I(-10, 0)
x-axis
 - J(0, -10)
y-axis

(x, y)

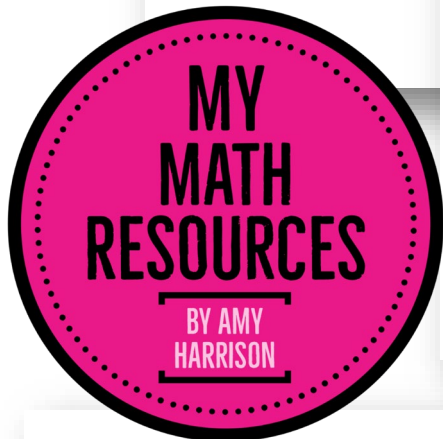
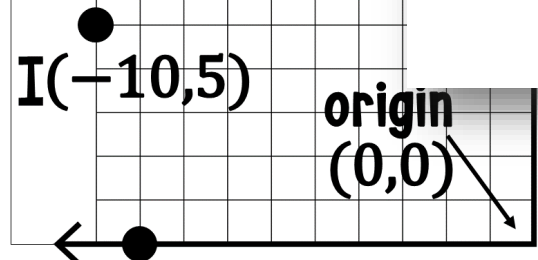
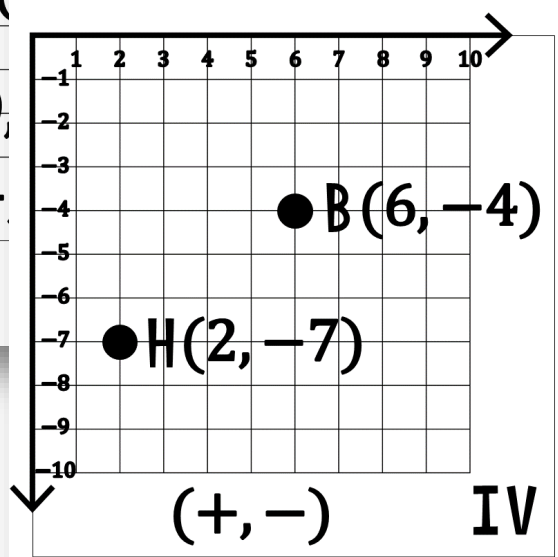
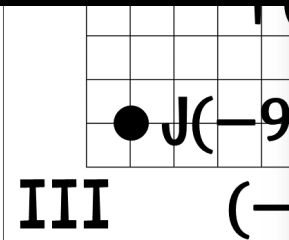
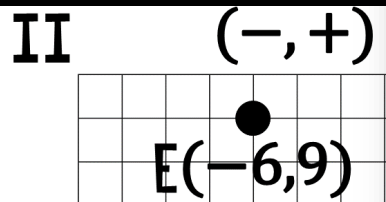
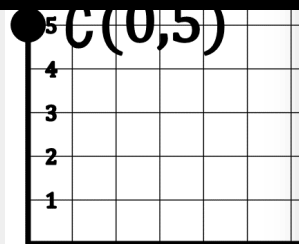
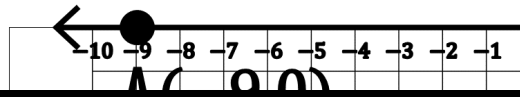
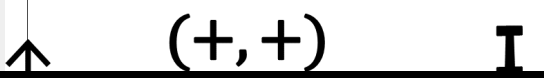
- ✓ First move LEFT or RIGHT
- ✓ Then move UP or DOWN

★ Always start at the origin

© My Math Resources, 2011



COORDINATE PLANE PIECES



© My Math Resources, 2019.

© My Math Resources, 2019.

POSTER PIECES

(x, y)

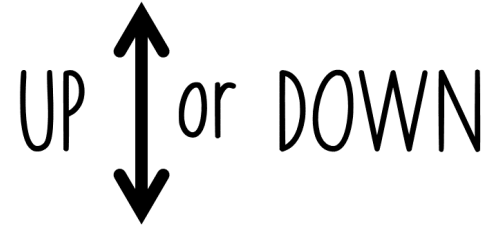
FIRST MOVE



LEFT or RIGHT

© My Math Resources, 2019.

THEN MOVE



UP or DOWN


© My Math Resources, 2019.

| | | | | |
|---|---|---|---|---|
| C | O | O | R | D |
| I | N | A | T | E |
| P | L | A | N | E |

TITLE

(x, y)

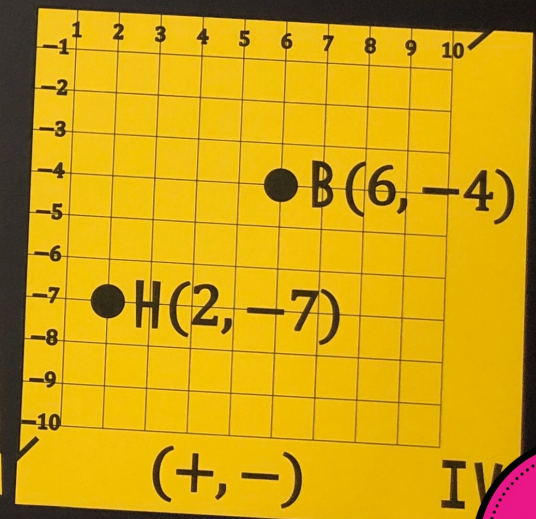
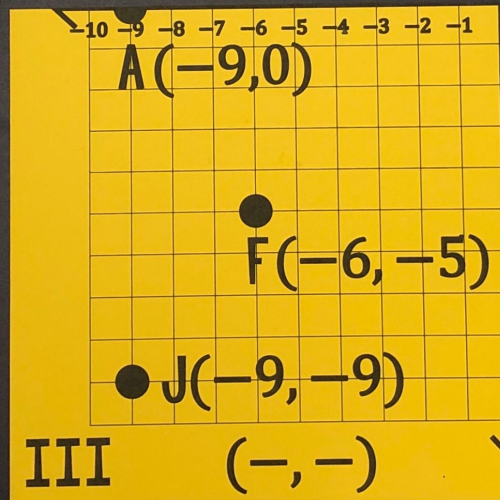
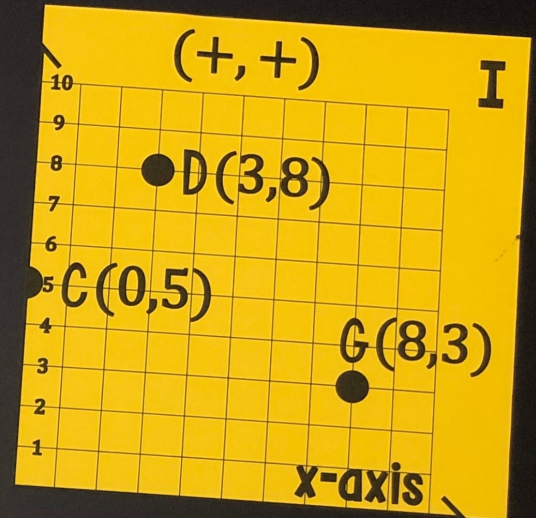
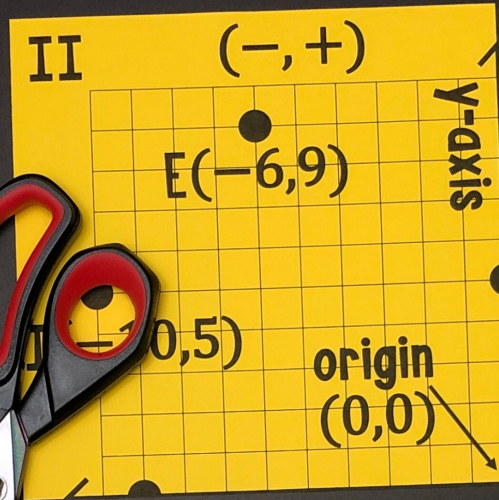
FIRST MOVE


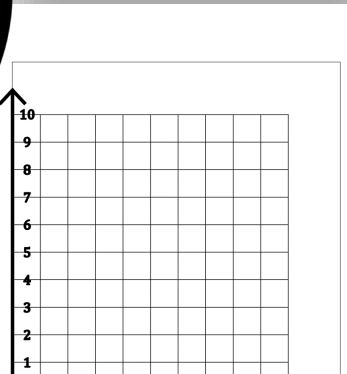
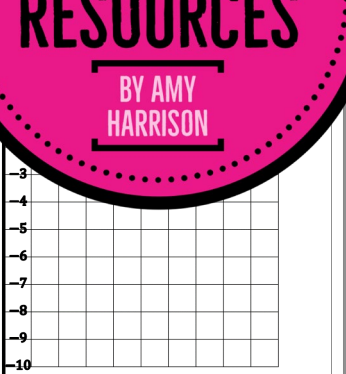
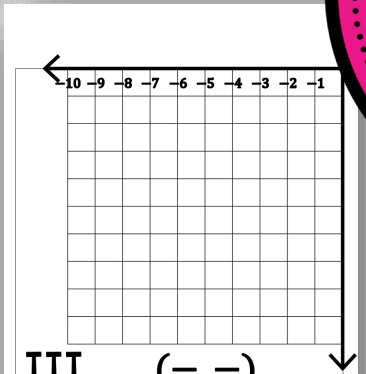
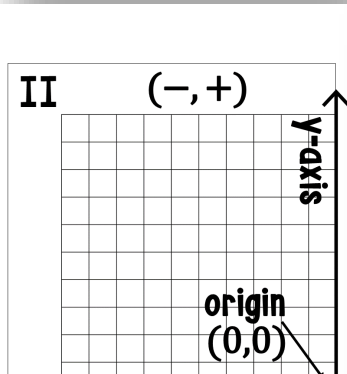
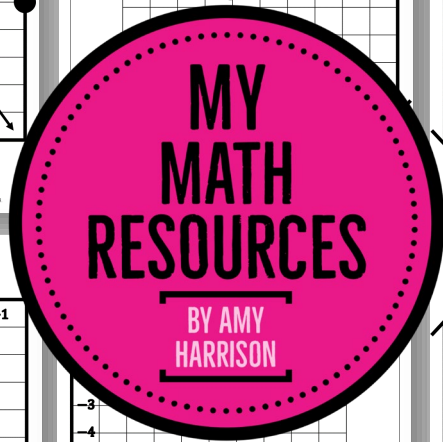
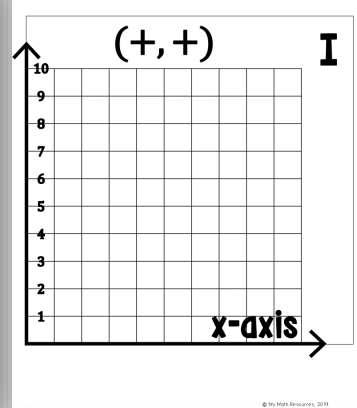
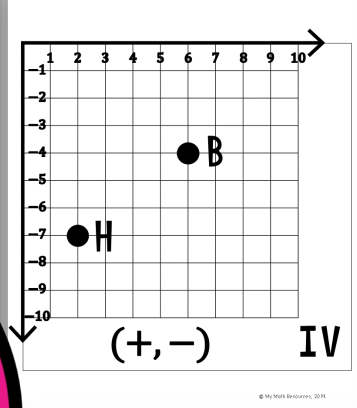
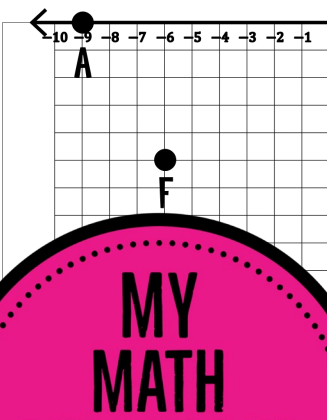
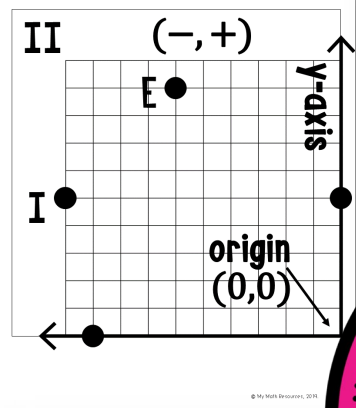
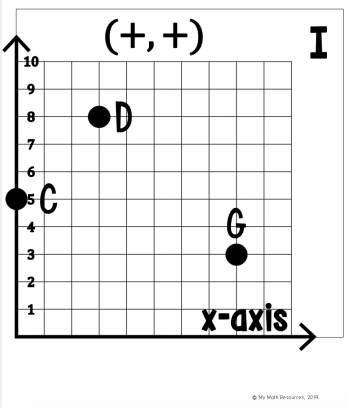


LEFT or RIGHT

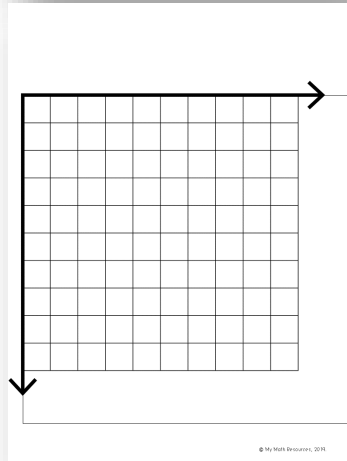

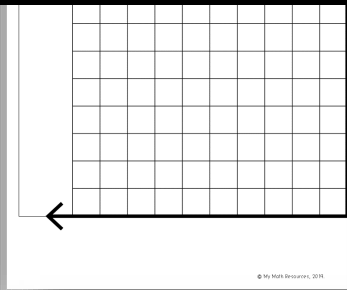
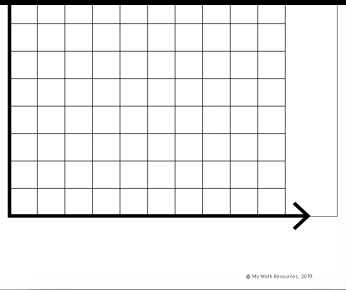


THEN MOVE

UP or DOWN





PIECE VARIATIONS



**ALWAYS
START
AT THE
ORIGIN**

© My Math Resources, 2018

(x, y)
COORDINATE
PLANE

© My Math Resources, 2018

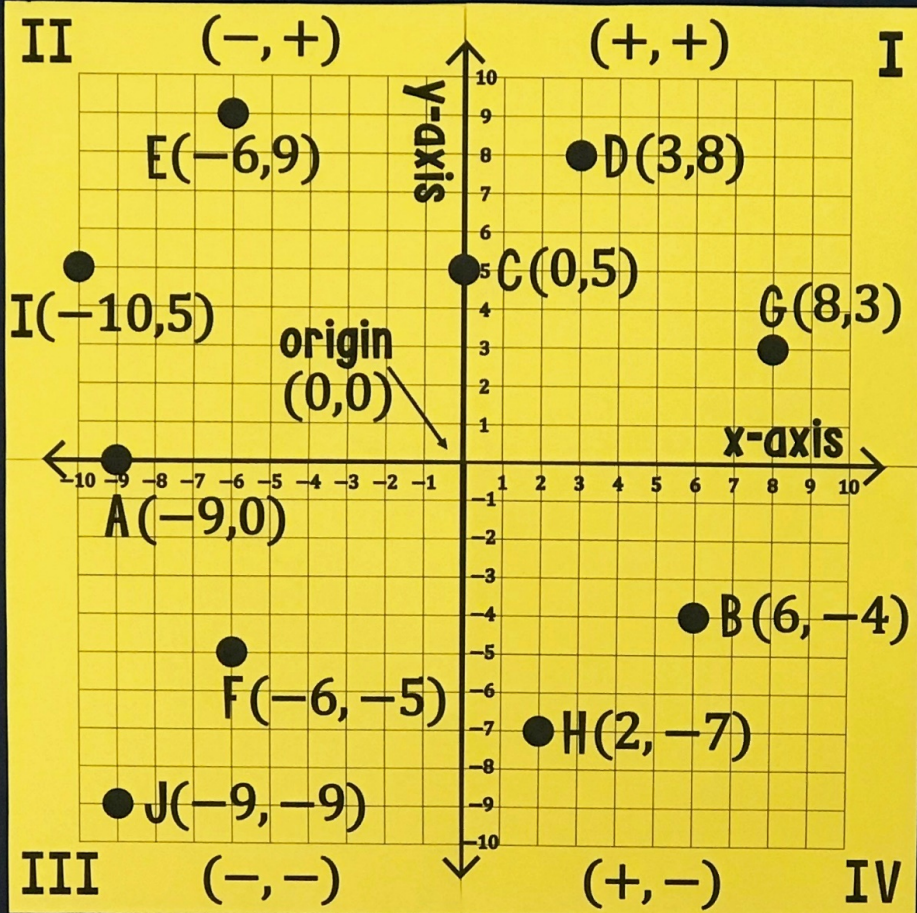
**FIRST
MOVE**
LEFT ↔ RIGHT

© My Math Resources, 2018

**THEN
MOVE**
UP ↔ DOWN


© My Math Resources, 2018

COORDINATE PLANE



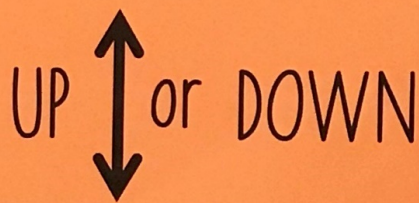
(x, y)

FIRST MOVE

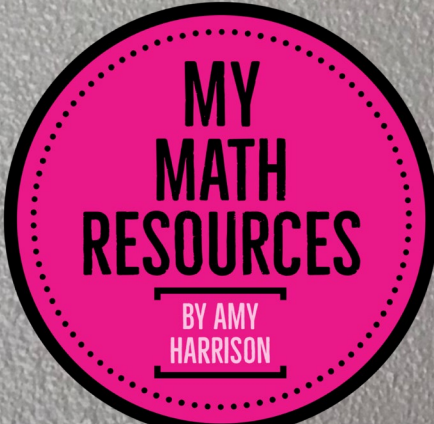
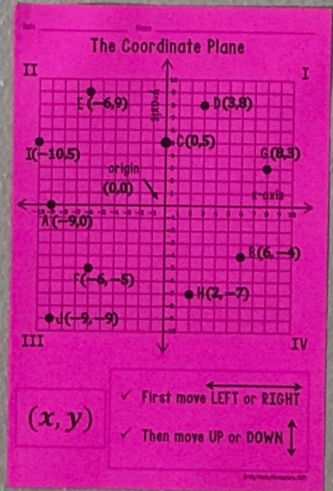
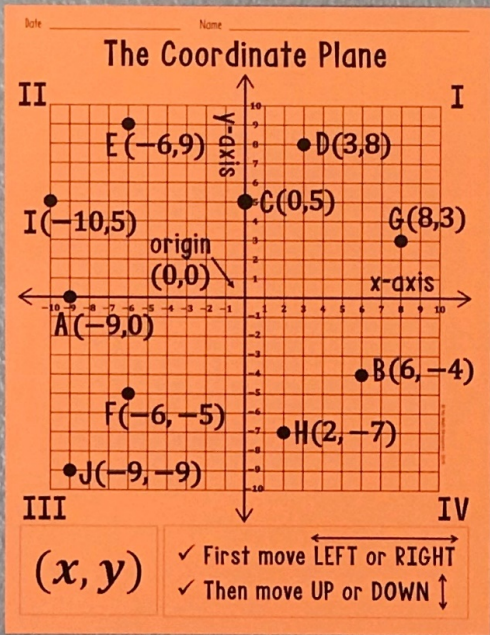


LEFT or RIGHT

THEN MOVE



UP or DOWN



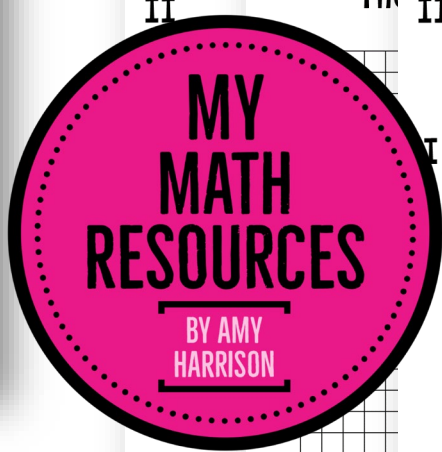
Name _____ Date _____

The Coordinate Plane

List each point and the quadrant/axis: Plot the points and list the quadrant/axis:

| Point | Quadrant | Point | Quadrant |
|-------|----------|------------|----------|
| A | | K (4, -2) | |
| B | | L (2, 0) | |
| C | | M (9, -5) | |
| D | | N (-4, 7) | |
| E | | O (-4, -8) | |
| F | | P (0, -6) | |
| G | | Q (5, 4) | |
| H | | R (-7, 2) | |
| I | | S (-3, -2) | |
| J | | T (8, 10) | |

© My Math Resources, 2011



Date _____ Name _____

The Coordinate Plane

origin (0,0)

x-axis

y-axis

III (x, y) IV

✓ First move LEFT or RIGHT
✓ Then move UP or DOWN

WORKSHEET OPTIONS

Name _____ Date _____

The Coordinate Plane

List each point and the quadrant/axis: Plot the points and list the quadrant/axis:

| Point | Quadrant | Point | Quadrant |
|-------|----------|------------|----------|
| A | | K (4, -2) | |
| B | | L (2, 0) | |
| C | | M (9, -5) | |
| D | | N (-4, 7) | |
| E | | O (-4, -8) | |
| F | | P (0, -6) | |
| G | | Q (5, 4) | |
| H | | R (-7, 2) | |
| I | | S (-3, -2) | |
| J | | T (8, 10) | |

origin (0,0)

x-axis

y-axis

III (x, y) IV

✓ First move LEFT or RIGHT
✓ Then move UP or DOWN

© My Math Resources, 2011

Date _____ Name _____

The Coordinate Plane

origin (0,0)

x-axis

y-axis

III (x, y) IV


✓ First move LEFT or RIGHT
✓ Then move UP or DOWN

© My Math Resources, 2011

Coordinate Plane

Plot the points and list the quadrant:

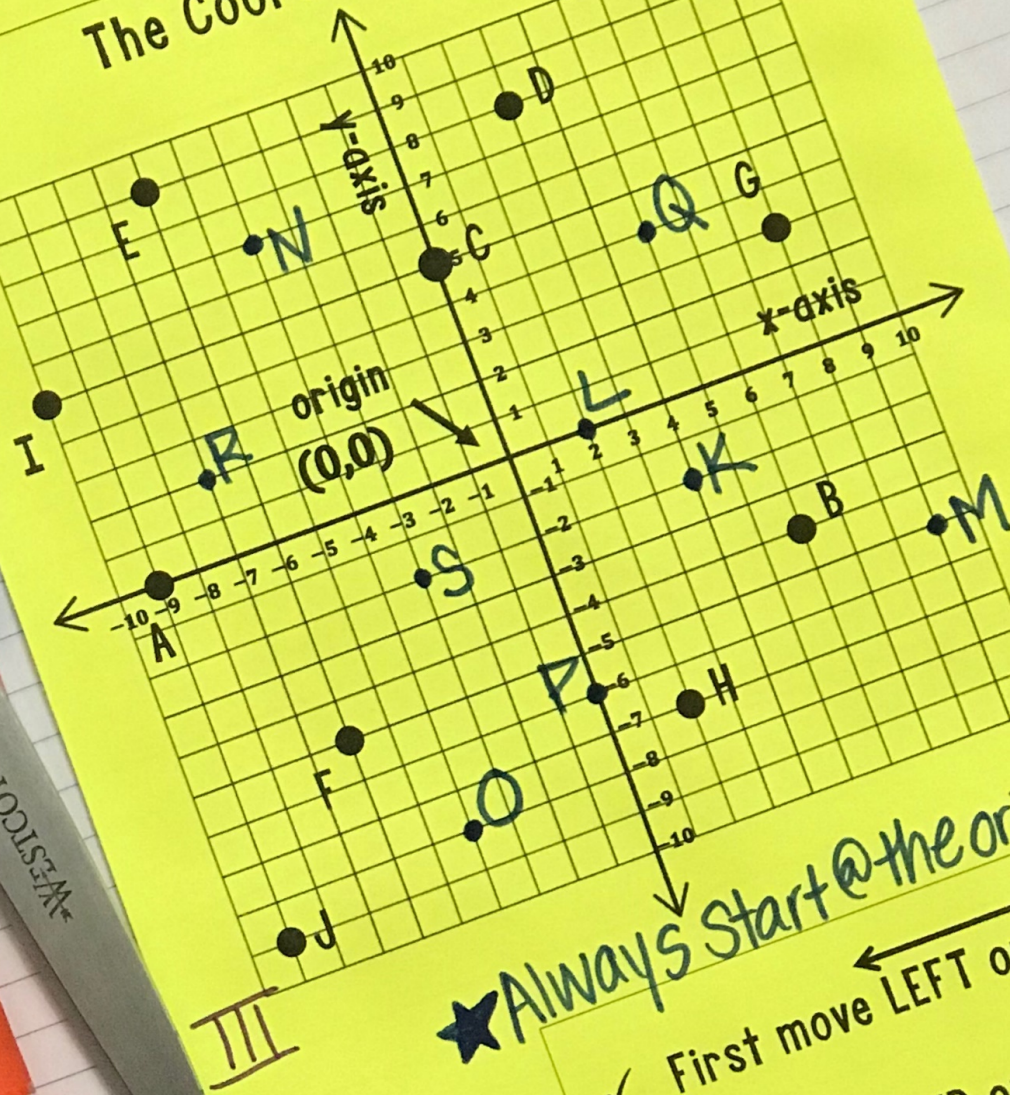
| Point | Quadrant |
|------------|----------|
| K (4, -2) | IV |
| L (2, 0) | x-axis |
| M (9, -5) | IV |
| N (-4, 7) | II |
| O (-4, -8) | III |
| P (0, -6) | x-axis |
| Q (5, 4) | I |
| R (-7, 2) | II |
| S (-3, -2) | III |
| T (8, 10) | I |



Amy H.

The Coordinate Plane

Name _____



★ Always start @ the origin

- ✓ First move LEFT or RIGHT
- ✓ Then move UP or DOWN

(x, y)

